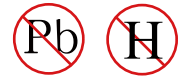




# General Purpose Transistors

## NPN Silicon



### FEATURE

- High current capacity in compact package.  
 $I_C = 1.5A$ .
- Epitaxial planar type.
- PNP complement: L8550H
- Pb-Free Package is available.

### DEVICE MARKING AND ORDERING INFORMATION

Device	Marking	Shipping
8050HP	1HA	3000/Tape&Reel
8050HQ	1HC	3000/Tape&Reel

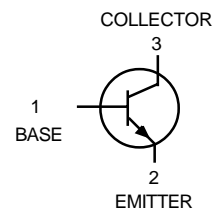
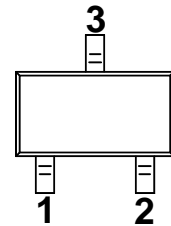
### MAXIMUM RATINGS

Rating	Symbol	Max	Unit
Collector-Emitter Voltage	$V_{CEO}$	25	V
Collector-Base Voltage	$V_{CBO}$	40	V
Emitter-Base Voltage	$V_{EBO}$	5	V
Collector Current-continuoun	$I_C$	1500	mAdc

### THERMAL CHARACTERISTICS

Characteristic	Symbol	Max	Unit
Total Device Dissipation FR-5 Board,(1) $T_A = 25^\circ C$ Derate above $25^\circ C$	$P_D$	225 1.8	mW mW/ $^\circ C$
Thermal Resistance,Junction to Ambient	$R_{\theta JA}$	556	$^\circ C/W$
Total Device Dissipation Alumina Substrate,(2) $T_A = 25^\circ C$ Derate above $25^\circ C$	$P_D$	300 2.4	mW mW/ $^\circ C$
Thermal Resistance,Junction to Ambient	$R_{\theta JA}$	417	$^\circ C/W$
Junction and Storage Temperature	$T_{j, T_{stg}}$	-55 to +150	$^\circ C$

SOT-23 (TO-236AB)



# ELECTRICAL CHARACTERISTICS

## 8050HP/Q

### ELECTRICAL CHARACTERISTICS (T<sub>A</sub>=25°C unless otherwise noted)

Characteristic	Symbol	Min	Typ	Max	Unit
----------------	--------	-----	-----	-----	------

#### OFF CHARACTERISTICS

Collector-Emitter Breakdown Voltage (I <sub>C</sub> =1.0mA)	V <sub>(BR)CEO</sub>	25	—	—	V
Emitter-Base Breakdown Voltage (I <sub>E</sub> =100μA)	V <sub>(BR)EBO</sub>	5	—	—	V
Collector-Base Breakdown Voltage (I <sub>C</sub> =100μA)	V <sub>(BR)CBO</sub>	40	—	—	V
Collector Cutoff Current (V <sub>CE</sub> =35V)	I <sub>CBO</sub>	—	—	150	nA
Emitter Cutoff Current (V <sub>EB</sub> =4V)	I <sub>EBO</sub>	—	—	150	nA

### ELECTRICAL CHARACTERISTICS (T<sub>A</sub>=25°C unless otherwise noted)

Characteristic	Symbol	Min	Typ	Max	Unit
----------------	--------	-----	-----	-----	------

#### ON CHARACTERISTICS

DC Current Gain I <sub>C</sub> =100mA, V <sub>CE</sub> =1V	h <sub>FE</sub>	100	-	300	
Collector-Emitter Saturation Voltage (I <sub>C</sub> =800mA I <sub>B</sub> =80mA)	V <sub>CE(S)</sub>	-	-	0.5	V

#### NOTE :

*	P	Q
h <sub>FE</sub>	100~200	150~300

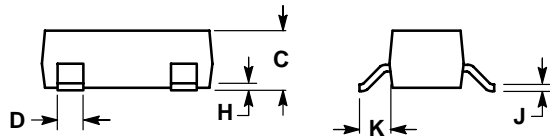
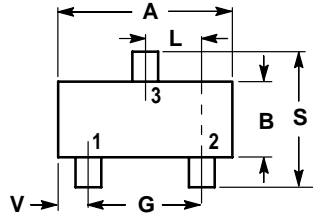
# PACKAGE OUTLINE & DIMENSIONS

8050HP/Q

## SOT-23

### NOTES:

1. DIMENSIONING AND TOLERANCING PER ANSI Y14.5M, 1982
2. CONTROLLING DIMENSION: INCH.



DIM	INCHES		MILLIMETERS	
	MIN	MAX	MIN	MAX
A	0.1102	0.1197	2.80	3.04
B	0.0472	0.0551	1.20	1.40
C	0.0350	0.0440	0.89	1.11
D	0.0150	0.0200	0.37	0.50
G	0.0701	0.0807	1.78	2.04
H	0.0005	0.0040	0.013	0.100
J	0.0034	0.0070	0.085	0.177
K	0.0140	0.0285	0.35	0.69
L	0.0350	0.0401	0.89	1.02
S	0.0830	0.1039	2.10	2.64
V	0.0177	0.0236	0.45	0.60

